

N-77GLS-CVR & N-F77GLS-CVR Series



GRADE 1 Concealed Vertical Type, Narrow Stile Exit Device Optional Less Bottom Rod (LBR)



Specifications

For Doors	Wood, Metal or Aluminum Glass doors with 1 3/4" minimum stile width, 1 3/4" thickness for single or double door application
Top & Bottom Chassis	Steel Material
Chassis Cover	Zinc Material
Mounting	Furnished standard with wood and machine screws
End Cap	Aluminum Material
Alarm	Available for 36" bar only. Use PART# N48ALRM77

***Americans with Disability Act (ADA) compliant
5 lbs opening force
on ADA Series only**

***Refer to the Price List
for Stock Sizes and Finishes**

Hand	Handed. Easily field reversible. Specify at time of order LHR or RHR for convenience
ANSI Standard	A156.3, Grade 1
Rail Assembly	Aluminum Material
Strike	N-260 & N-265 (Steel), 233 (Stainless Steel); Optional N-221 Bottom Strike (Brass)
Dogging Feature	Allen-type key furnished standard. Cylinder Dogging kit available for 36" bar only. Use PART# 48CD7700
UL and ULC Listed	N-77GLS-CVR Series for Panic & Safety, N-F77GLS-CVR Series for Fire Exit hardware for all types of 4' x 8' single doors and 8' x 10' double doors for up to 3 hour fire labeled installations. Conforms to ANSI/UL 10C, ANSI/UL 305 standards.
Electronic Functions.....	ELR (Electrified Latch Retraction) available for both 36" and 48" push bar. DE (Delayed Egress) available for 36" bar only. Use PART# DEKIT48
Anti-Microbial Coating.....	Available on US32D only. Use part # ANTB-EXIT

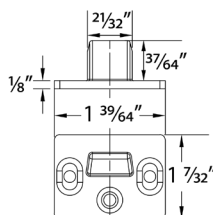
DIMENSIONS

Push rail height to finished floor	41" (1041 mm) at center
Push rail projection Neutral	3 5/8" (92 mm)
Depressed	2 7/8" (73 mm)
Center case	8" x 3" x 2 3/8" (203 mm x 76 mm x 60 mm)
Top and bottom rod length for 36" x 84" doors	Top rod 37" (940 mm), bottom rod 34" (864 mm)
Top and bottom rod length for 48" x 96" doors	Top rod 48 1/8" (1241 mm), bottom rod 34" (864 mm)
Vertical Rods	3/8" (10 mm)

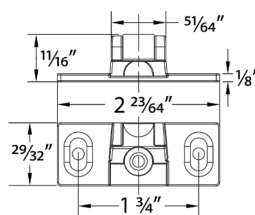
NOTES:

- N-77GLS-CVR & N-F77GLS-CVR Exit Devices are intended for use with Narrow Stile applications
- If used for Regular Door/Frames, must cut down device to size, use flange brackets (to be considered fire rated), and follow installation for regular door/frame applications.
- Auxiliary Fire Latch is standard for both fire rated N-F77GLS-CVR & N-LBRF77GLS-CVR Exit Devices

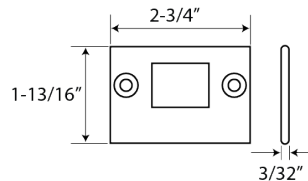
MODEL	ACTUAL SIZE	MAXIMUM CUT DOWN	DOOR SIZE
N-77GLS-CVR-3684, N-F77GLS-CVR-3684	35"	10"	26" to 36" door width
N-77GLS-CVR-4896, N-F77GLS-CVR-4896	46 3/4"	13"	35" to 48" door width



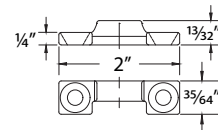
N-260 TOP STRIKE



N-265 BOTTOM STRIKE



233 BOTTOM STRIKE



N-221 BOTTOM STRIKE