

ACCENTRA®

ASSA ABLOY

Experience a safer
and more open world

nexTouch®

Keypad Locks



The fully modular design of ASSA ABLOY ACCENTRA® nexTouch® allows users to easily upgrade to more advanced security technologies as their requirements grow and change.

Standalone Keypad

Great for restrooms, offices, storage closets and more, nexTouch® as a standalone keypad is easy to install, program, and manage access with PIN codes.



Data-on-Card

In new construction or retrofit projects for multi-family facilities, the data-on-card functionality of nexTouch® pairs with ASSA ABLOY ACCENTRA® software for use with mobile credentials, key cards or fobs.



FEATURES & BENEFITS

Feature	Benefit
Choice of capacitive touchscreen or tactile pushbutton keypad	Touchscreen responds to human touch, enabling convenient entrance or access to programming menu. Pushbutton keypad option also available for more tactile requirements, such as ADA compliance.
Keyless entry and management	Reduces complexity of key system management
PIN code access	Installations are able to be programmed with up to 500 unique PIN codes and a master code for access to programming.
Modular technology	Allows for upgrade to more advanced security technologies with Data-on-Card as requirements change and grow.
Works with cloud-based management software	Single system enables use from anywhere with Internet access from a range of devices, including your computer, smartphone or tablet.
Audit trail	Lifetime audit trail stored within the software to know exactly who has accessed the lock when.
Voice-guided programming in 3 languages	Voice-guided prompts make updates straightforward and effortless in English, Spanish or French.
Three (3) volume modes	Playback can be set for normal, low or silent.
Privacy feature with Door Position Sensor	By holding the interior lock button down for 1.5 seconds, the exterior keypad is temporarily disabled ensuring complete privacy and no additional entry.
Weather resistant gasket seal	Lock is operational even in outdoor settings, in temperatures ranging from -40°F to 140°F (-40°C to 60°C) at 95% relative humidity.
Low battery indicator	Blinking designation signals internal 4 AA alkaline batteries are low.
9V battery power backup feature	With the touch of a 9V battery to the designated area on the front of the lock, your nexTouch® can be powered up for one-time entry.
Hardwire power capable	Can be powered externally using remote 9VDC power supply and plug-in wall transformer.
Keypad lockout feature	Deters tampering by disabling the keypad for a default of 180 seconds after five (5) successive failed attempts.

NEXTOUCH® SECTIONAL MORTISE



Touchscreen as shown when activated



Lockout Mode



Low Battery Indication

Weather Resistant Seal

9V Battery Power Backup

Reflections® Decorative Lever Options Available

Optional Security Deadbolt

Built-in DPS/Deadlocking Function

SECTIONAL MORTISE

HOW TO ORDER

Sectional Mortise

SECTIONAL MORTISE

Quantity	Lever Design	Series/Function	^Technology	Finish	Hand*	Door Thickness	Cylinder	Strike
	AUR – Augusta MOR – Monroe	NTM613 – Sectional mortise lock, key override, pushbutton keypad, no deadbolt	NR – Keypad only, no radio	605 – Bright brass, clear coated	RH LH	1-3/4" standard, up to 2-1/4" door thickness available	2153 cylinder standard, see pages 23-25 for additional options	2815 curved lip strike standard, see page 27 for additional options
	PBR – Pacific Beach ARR – Arcadia	NTM618 – Sectional mortise lock, key override, pushbutton keypad, with deadbolt		613E – Dark oxidized bronze - equivalent				
	CRR – Carmel	NTM623 – Sectional mortise lock, key override, capacitive touchscreen, no deadbolt		626 – Satin chrome plated				
	JNR – Jefferson	NTM628 – Sectional mortise lock, key override, capacitive touchscreen, with deadbolt		BSP – Black suede powder				
	PNR – Pinehurst	NTM628 – Sectional mortise lock, key override, capacitive touchscreen, with deadbolt						
	VIR – Virginia	NTM633 – Sectional mortise lock, no key override, pushbutton keypad, no deadbolt						
	See page 20 for Reflections decorative lever options	NTM638 – Sectional mortise lock, no key override, pushbutton keypad, with deadbolt						
		NTM643 – Sectional mortise lock, no key override, capacitive touchscreen, no deadbolt						
		NTM648 – Sectional mortise lock, no key override, capacitive touchscreen, with deadbolt						

*Lock is field reversible

Build Your Order String

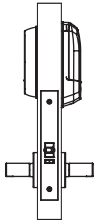
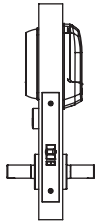
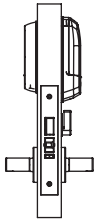
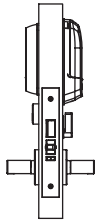
Quantity	Lever Design	Series/Function	^Technology	Finish	Hand	Door Thickness	Cylinder	Strike
Example:	AUR	NTM623	NR	626	RH	1-3/4	2153	2815

^nexTouch® No Radio lock part numbers NTM613, NTM618, NTM623, NTM628, NTM633, NTM638, NTM643, & NTM648 can be upgraded for use with the ASSA ABLOY ACCENTRA® Cloud platform by installing the ACCENTRA radio module available to all ASSA ABLOY ACCENTRA® Multi Family Housing Certified Integrators. **These part numbers can NOT be upgraded for use with a Z-Wave compatible system.**

FUNCTIONS

SECTIONAL MORTISE

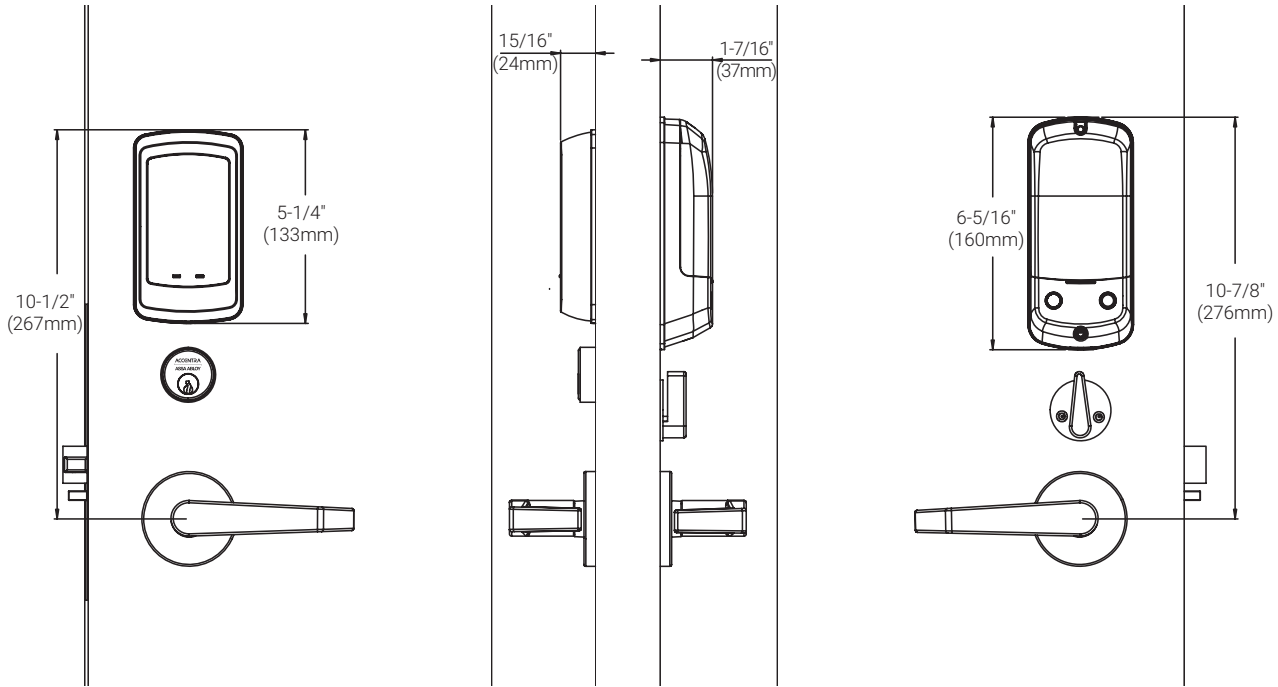
Sectional Mortise

NTM633 Pushbutton NTM643 Touchscreen	NTM613 Pushbutton NTM623 Touchscreen
<p>No Deadbolt Without Cylinder Override</p> <ul style="list-style-type: none"> • For doors that do not require mechanical key override. • Latchbolt retracted by lever either side, except when outside lever is locked. • Deadlocking latchbolt.  <p style="text-align: center;">Outside Inside</p>	<p>No Deadbolt With Cylinder Override</p> <ul style="list-style-type: none"> • For doors that require mechanical key override. • Latchbolt retracted by lever either side, except when outside lever is locked. • When outside lever is locked, latchbolt is operated by key outside. • Deadlocking latchbolt.  <p style="text-align: center;">Outside Inside</p>
NTM638 Pushbutton NTM648 Touchscreen	NTM618 Pushbutton NTM628 Touchscreen
<p>Deadbolt without cylinder override</p> <ul style="list-style-type: none"> • Latchbolt retracted by lever either side, except when outside lever is locked. • Deadbolt operated by thumbturn inside. • When deadbolt is projected, lever is automatically locked. • Anti-panic operation. Operating inside lever automatically retracts latch bolt and deadbolt with outside lever remaining locked. • Deadlocking latchbolt.  <p style="text-align: center;">Outside Inside</p>	<p>Deadbolt with cylinder override</p> <ul style="list-style-type: none"> • Latchbolt retracted by lever either side, except when outside lever is locked. • Deadbolt operated by key outside, thumbturn inside. • When outside lever is locked, latchbolt and deadbolt are operated by key outside. • When deadbolt is projected, lever is automatically locked. • Anti-panic operation. Operating inside lever automatically retracts latchbolt and deadbolt with outside lever remaining locked. • Deadlocking latchbolt.  <p style="text-align: center;">Outside Inside</p>

DIMENSIONS

Sectional Mortise

SECTIONAL MORTISE



Dimensions given in inches (mm).