




# CAL-ROYAL

PRODUCTS, INC. U.S.A.



## 4400 Series Rim Type Panic Exit Device



**LIFETIME WARRANTY**

**MEETS**  
*The Buy American Act*



### Specifications

<b>For Doors.....</b>	1 3/4" thick standard. 4 1/2" minimum stile width required for single or double door application using standard 440 strike and pull lever, thumbpiece and escutcheon trims
<b>Chassis.....</b>	Non-ferrous Alloy. (Panic Grade)
<b>Cover.....</b>	Non-ferrous Alloy. Covers stock hollow metal doors with 161 cut out
<b>Mounting.....</b>	Furnished with wood and machine screws. Available thru-bolts on request
<b>Hand.....</b>	Handed, Reversible, Specify handing for convenience
<b>Latch Bolt.....</b>	Stainless Steel 3/4" throw
<b>Spring.....</b>	Stainless Steel throughout
<b>ANSI Standard.....</b>	A156.3, Grade 2
<b>Cross Bar.....</b>	1" Dia. Steel, 0.058" thick for 36" or 48" wide doors
<b>Strike.....</b>	Roller type
<b>Dogging Feature.....</b>	Allen-type key furnished standard
<b>Mullion.....</b>	Available
<b>UL and ULC Listed.....</b>	4400 Series for panic
<b>Finish.....</b>	US26D Satin Chrome, Dark Bonze Duranodic (DURO)
<b>Anti-Microbial Coating.....</b>	Available on US26D only. Use part # <b>ANTB-EXIT</b>
<b>Door Size.....</b>	4400EO36 for 36" doors 4420EO48 for 48" doors

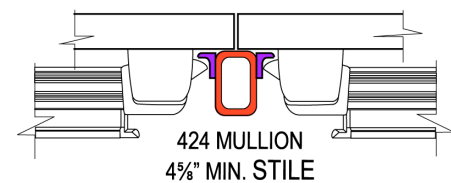
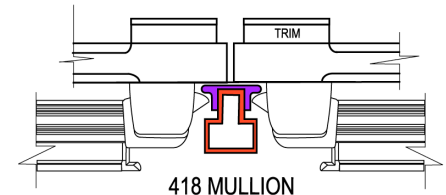
### DIMENSIONS

<b>Touchbar height to finished floor</b>	36 1/2" (927 mm) at center
<b>Latch height to finished floor</b>	41" (1041 mm)
<b>Touchbar projection</b>	
Neutral	4 3/4" (121 mm)
Depressed	3" (76 mm)
<b>Main case</b>	8 1/2" x 2 5/8" x 2" (216 mm x 67 mm x 51 mm)
<b>End case</b>	4 7/8" x 2 1/8" (124 mm x 54 mm)
<b>Cross Bar Length</b>	30" for 36" door, 42" for 48" door

### 4 1/2" Minimum Stile Requirements

#### DOUBLE DOOR

4 1/2" MIN. STILE



#### SINGLE DOOR

